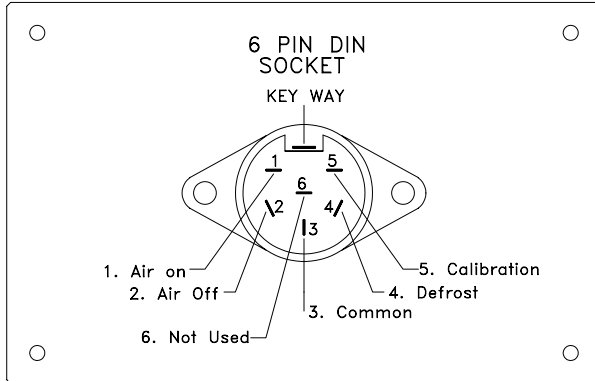


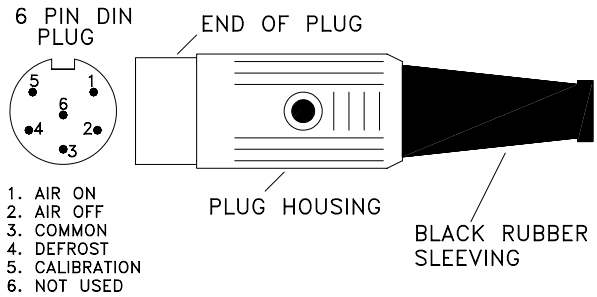
LOGALERT REMOVABLE CONNECTIONS

TERMINAL CONNECTION

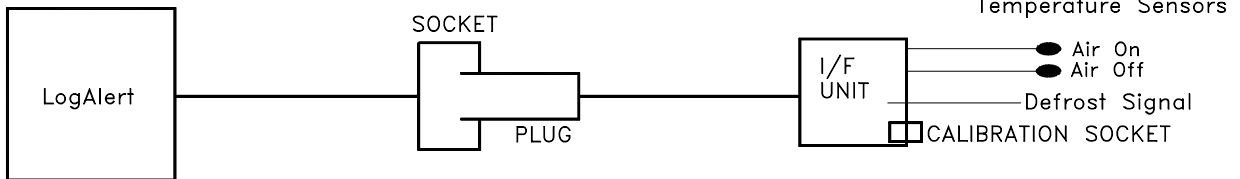
SHOWING END OF AUDIO SOCKET FIXED TO LID



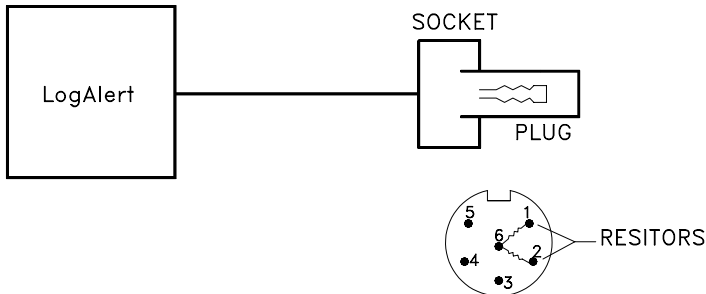
WIRED TO LOGALERT



CONNECTED TO INTERFACE UNIT ON CABINET OR COLDROOM



PLUG FOR INSERTION IN PLACE OF CONNECTION



TO SIMULATE CHILL TEMP 2°C

RESISTOR PIN 1 TO PIN 6 = 15K Ω
 PIN 2 TO PIN 6 = 15K Ω
 PINS 3, 4 & 5 NOT USED

TO SIMULATE FROZEN FOOD TEMP -18°C

RESISTOR PIN 1 TO PIN 6 = 43K Ω
 PIN 2 TO PIN 6 = 43K Ω
 PINS 3, 4 & 5 NOT USED

ISSUE	DESCRIPTION	APP'D	DATE
1	ORIGINAL ISSUE	MJK	4/97



JTL SYSTEMS LTD
 41 KINGFISHER COURT, HAMBRIDGE RD,
 NEWBURY, BERKSHIRE. RG14 5SJ
 TEL: 01635-47585 FAX: 01635 31888

TITLE:

LOGALERT REMOVABLE CONNECTIONS

PROJ:	DRG No:	SHT	OF	ISS
	01994	1	1	1