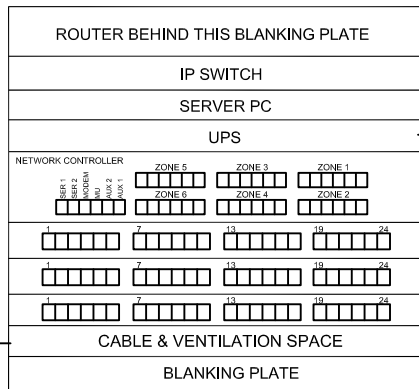


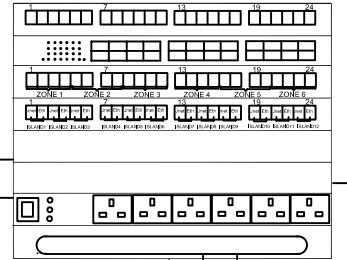
NR11X SITE INSTALLATION OVERVIEW WITH BACKSTORE DISTRIBUTION RACK

Plantroom Network Controller Rack
See Doc 04514, 04591



CAT5 UTP cable bundle
6 x Jnet, 1 x Ethernet (<100 m per cable)

Backstore area Distribution Rack⁺
See Doc 04589

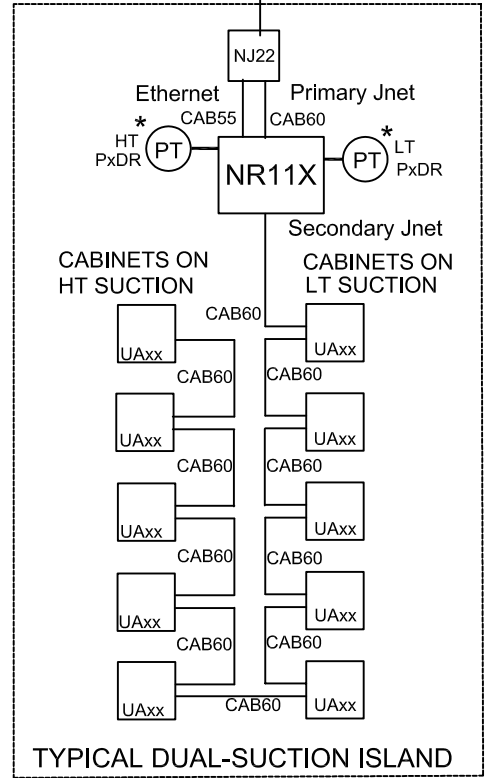
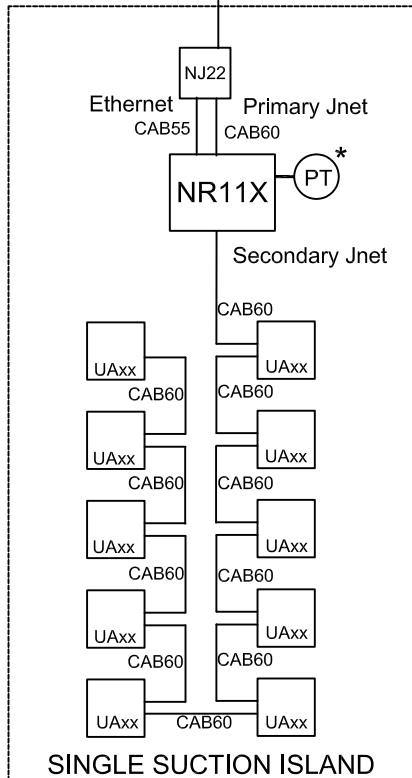
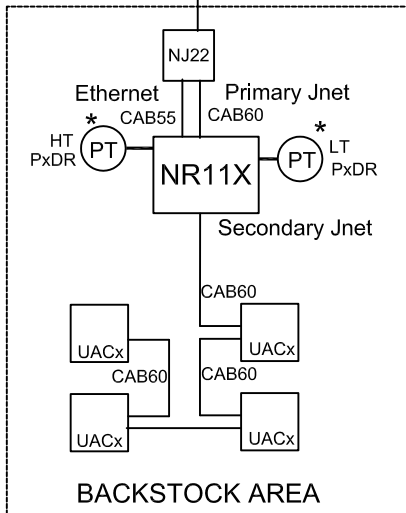


CAT5 UTP field wiring to cabinet islands (<100 m per cable)

13 A
Fused spur

13 A
Fused spur

to other islands



⁺ Backstore area distribution rack is not required if cable runs between plant room and shop floor rack are sufficiently short.

^{*} It is necessary only to fit a single pressure transducer per suction line. Pressure values are distributed via the IP (Ethernet) network to other NR11Xs. More than one pressure transducer per suction line is permitted and allows the system to continue operating fully in the event of a transducer failure. In addition significant discrepancies in transducer readings on the same suction line flag a fault condition/alarm on the JTL network.

ISSUE	DESCRIPTION	APP'D	DATE
2	UPDATED CHANGED TO NR11X	MJK	10/17
1	ORIGINAL ISSUE	SzN	03/16



JTL SYSTEMS LTD.
41 KINGFISHER COURT, HAMBRIDGE RD,
NEWBURY, BERKSHIRE, RG14 5SJ
TEL: 01635-263646 FAX: 01635 263647

TITLE:
**NR11X SITE INSTALLATION OVERVIEW
WITH BACKSTORE DISTRIBUTION RACK**

PROJ:	DRG No:	SHT	OF	ISS.
	04590	1	1	2