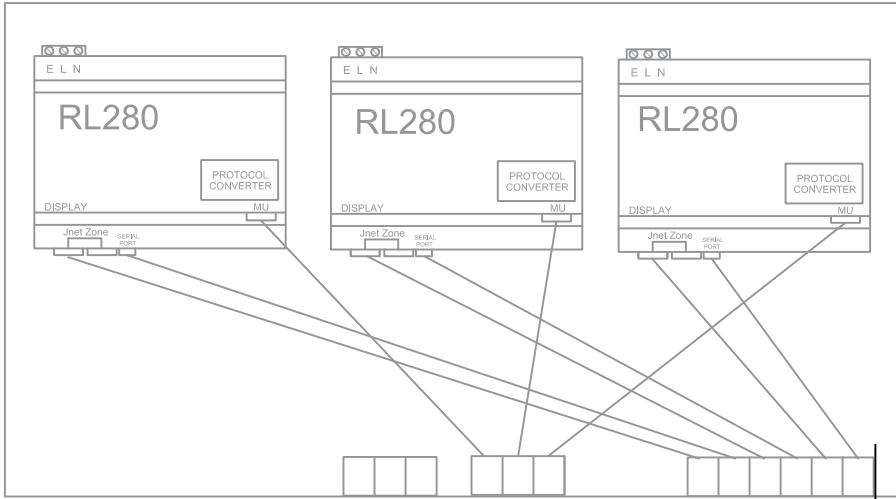
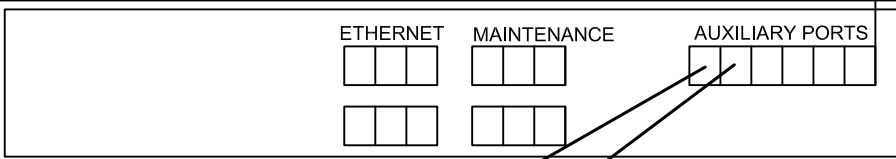


JTL - WILLIAMS INTEGRALS MODBUS LINK

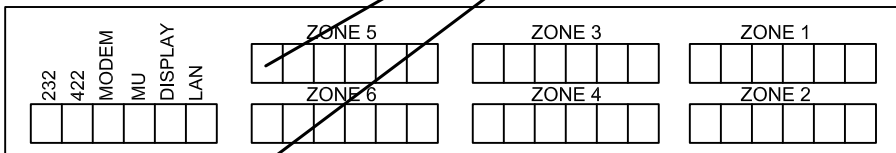


This example shows a typical installation with up to 3 RL280 interface modules each of which can support up to 15 Williams units.

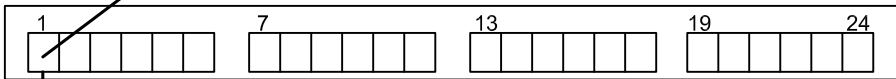
Shown here is one RL280 on JTL zone 5.



CAB55 RD



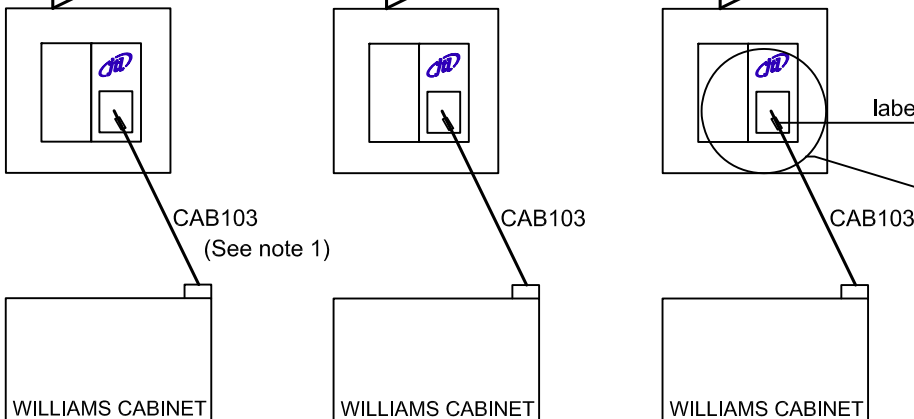
CAB96



CAT5 CABLING

CAT5 CABLING

CAT5 CABLING



Notes

- The CAB103 cable is polarised so the correct end should be plugged into the network socket. The cable is labelled for this purpose as shown.

USE EXTN-CAB-KIT2

ISSUE	DESCRIPTION	APP'D	DATE
1	ADDED CABLE KIT TYPE	SzN	03/19
1	ORIGINAL ISSUE	SzN	02/18



JTL SYSTEMS LTD.
41 KINGFISHER COURT, HAMBRIDGE RD,
NEWBURY, BERKSHIRE. RG14 5SJ
TEL: 01635-263646 FAX: 01635 263647

TITLE: JTL - WILLIAMS INTEGRALS MODBUS LINK	
--	--

DRG TYPE: SCHEMATIC DIAGRAM	
PROJ:	DRG No: 04950
SHT 1	OF 1
ISS. 2	