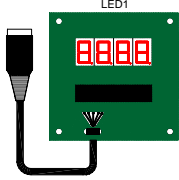









## LED DISPLAY SELECTION GUIDE

Part No.	Diagram	Colour	Mounting	Connection	Fixing Kits	Status
LED1		Red	Rear	5 pin DIN plug	LED1-F OBZ1RD	OBSOLETE
LED2		Red	Rear	7 pin DIN socket		OBSOLETE
LED3		Red		7 pin DIN socket	—	OBSOLETE
LED4		Green	Flush with fixing kit	10 pin IDC ribbon socket	LED4/5-F	Current for use in: NA NC ND NG NT OP
LED5		Green	Flush with fixing kit	8 pin SIL plug	LED4/5-F	Current for use with: All Coldstore Controllers

## LED DISPLAY SELECTION GUIDE

Part No.	Diagram	Colour	Mounting	Connection	Fixing Kits	Status
LED6		Green	Rear	7 pin SIL socket	—	CURRENT  for use in: CPxx-BD EPxx-BD
LED7		Green	Flush with fixing kit	10 pin IDC ribbon socket	LED4/5-F	LED7 =OBSOLETE  LED4/5-F = CURRENT
LED8		Red	Flush with fixing kit	8 pin SIL plug	LED8-F	LED8=OBSOLETE  LED8-F=OBSOLETE